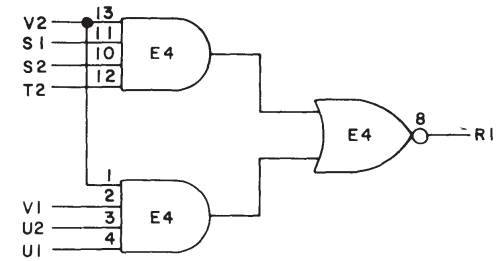
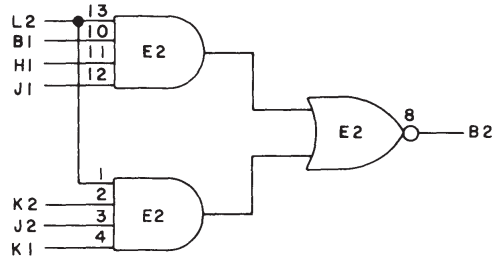
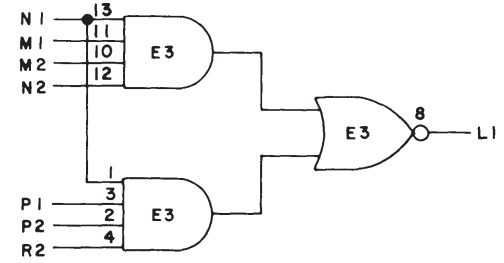
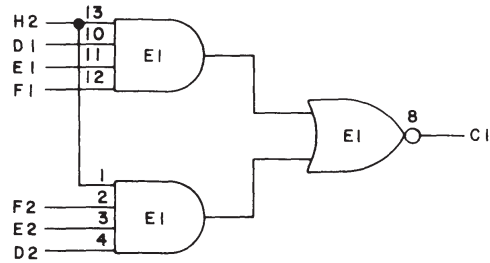
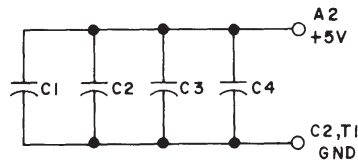


THIS SCHEMATIC IS FURNISHED ONLY FOR TEST AND MAINTENANCE PURPOSES. THE CIRCUITS ARE PROPRIETARY IN NATURE AND SHOULD BE TREATED ACCORDINGLY. COPYRIGHT 1969 BY DIGITAL EQUIPMENT CORPORATION



UNLESS OTHERWISE INDICATED:
 CAPACITORS ARE .01MFD
 IC'S ARE DEC 74H55N
 PIN 7 ON EACH IC = GND
 PIN 14 ON EACH IC = +5V

REVISIONS	CHK	CHG NO	REV	DRN	DATE	TRANSISTOR & DIODE CONVERSION CHART					TITLE			
	CHG	NO	REV	CHK'D	DATE	DEC	EIA	DEC	EIA		AND/OR INVERT GATE	SIZE	CODE	NUMBER
				ENG	DATE					EQUIPMENT CORPORATION	B	CS	M129-0-1	
				PROD	DATE					MAYNARD, MASSACHUSETTS	PRINTED CIRCUIT REV			