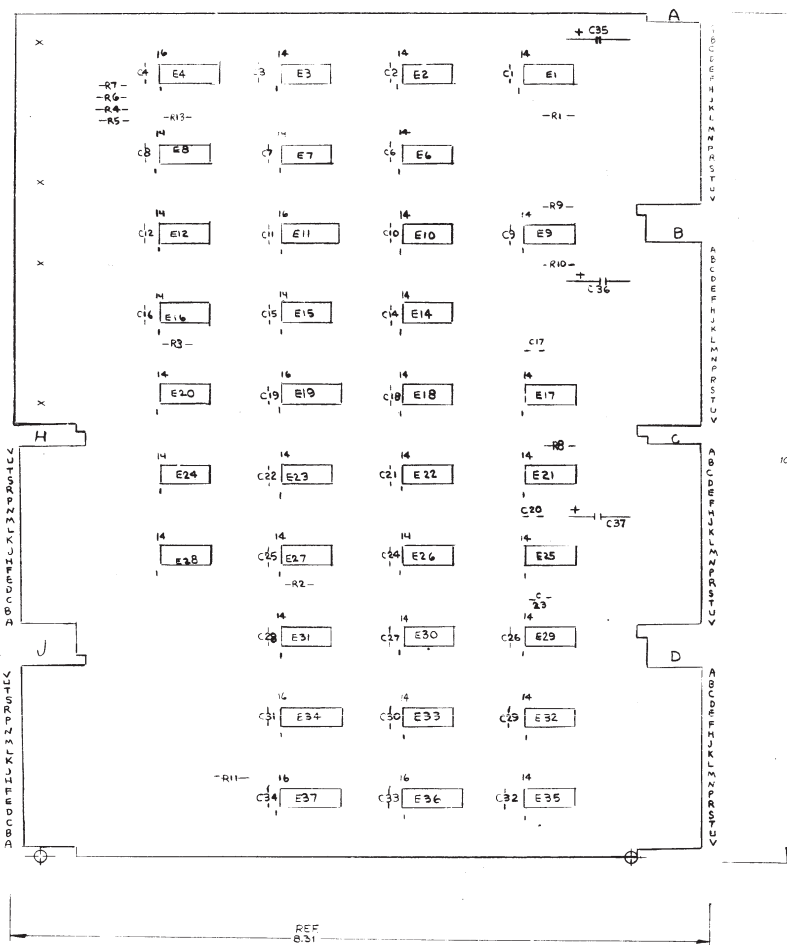
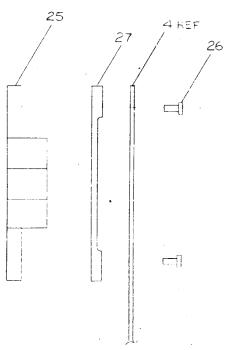


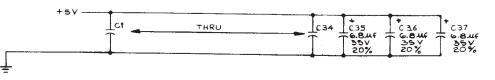
This drawing and specifications, herein, are the property of EAF Electronics Corporation and are to be used only for the specific purpose for which they are intended. No part of this drawing is to be reproduced or transmitted in any form or by any means, electronic, mechanical, photocopying, recording, or by any information storage and retrieval system, without the prior written permission of EAF Electronics Corporation.



QTY	REF DESIGNATION	DESCRIPTION	PART NO.	REV.
1	E11	IC IM5608	25-001A1	33
6	E16, E19, E18, E22, E26	IC DEC 7474	1905547	32
2	E2, E16	IC DEC 74H04	1909331	31
1	E27	IC DEC 74H00	1909056	30
1	R1	RESISTOR 750 1/4W 5%	1301401	29
A4		GRIPLET	120244	28
2		SPACER (CABLE CLAMP)	1202704	27
4		CYELET 68411 STIMPSON	9006750	26
2		HANDLE FLUORINE MAGENTA	9006337	25
1	E4	IC DEC 74H106	1910408	24
1	E24	IC DEC 7410	1905274	23
1	E33	IC DEC 7412	1909955	22
2	E34, E37	IC DEC 74193	19010018	21
1	E36	IC DEC 8246	1905334	20
2	E28, E12	IC DEC 74411	1909267	19
1	E3	IC DEC 74H20	1905435	18
				17
4	E17, E21, E29, E32	IC DEC 384	1909486	16
2	E8, E31	IC DEC 7402	1909004	15
1	E30	IC DEC 74H74	909667	14
3	E7, E15, E23	IC DEC 74H30	1909059	13
3	E1, E9, E35	IC DEC 9740	1909975	12
2	E20, E25	IC DEC 380	1909485	11
1	E19	IC IM 5600	27-02-AL	10
2	R11, R13	RESISTOR 330 1/4W 5%	1300295	9
1	R9	RESISTOR 1K 1/4W 5%	1300365	8
8	R2-R8, R10	RESISTOR 470 1/4W 10%	1300317	7
3	C35, C36, C37	CAP. 6.8UF 35V 50% 57ANT	1000067	6
32	C1-C4, C6-C8, C11-C13	CAP. 100V 80% DISC	1001610	5
1		ETCHED BOARD	5009600	4
REF		MODULE ECO HISTORY	B-MH-MB340-4	3
REF		ASSY/DRILLING HOLE LAYOUT	D-MH-MB340-5	2
REF		X-Y COORDINATE HOLE LOCATION	K-MH-MB340-1	1

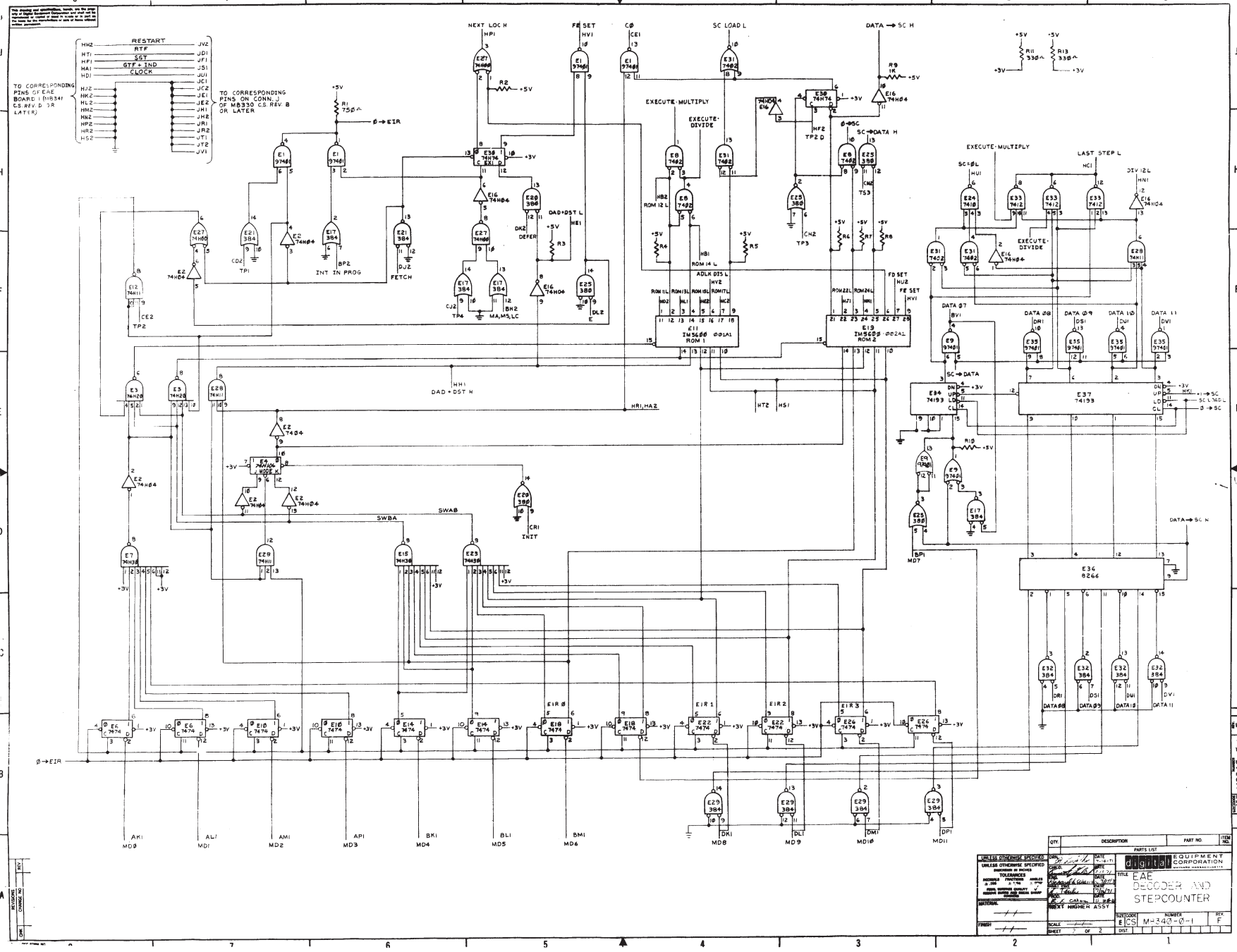
IC TYPE	QTY	QTY	QTY	QTY	QTY	QTY	QTY	QTY
DEC 74193	8	16						
DEC B271	8	16						
DEC 384	1	8						
DEC 380	1	8						
DEC 7474	5	13						

B, C1, C, D1, AC2, BC2, CC2, DC2, AF1, BF1, CF1, DF1, AF2, BF2, CF2, DF2, AN1, BN1, CN1, DN1, AN2, BN2, CN2, DN2, AT1, BT1, CT1, DT1, AT2, BT2, CT2, DT2.



DATE: 10/15/73  
 DRAWN BY: J. J. BROWN  
 CHECKED BY: J. J. BROWN  
 APPROVED BY: J. J. BROWN  
 TITLE: EAF DECODER & STEP COUNTER

DEC NO.	EIA NO.	DEC NO.	EIA NO.	REV.



QTY	DESCRIPTION	PART NO.	REV.
1	7411	7411	1
1	7412	7412	1
1	7413	7413	1
1	7414	7414	1
1	7415	7415	1
1	7416	7416	1
1	7417	7417	1
1	7418	7418	1
1	7419	7419	1
1	7420	7420	1
1	7421	7421	1
1	7422	7422	1
1	7423	7423	1
1	7424	7424	1
1	7425	7425	1
1	7426	7426	1
1	7427	7427	1
1	7428	7428	1
1	7429	7429	1
1	7430	7430	1
1	7431	7431	1
1	7432	7432	1
1	7433	7433	1
1	7434	7434	1
1	7435	7435	1
1	7436	7436	1
1	7437	7437	1
1	7438	7438	1
1	7439	7439	1
1	7440	7440	1
1	7441	7441	1
1	7442	7442	1
1	7443	7443	1
1	7444	7444	1
1	7445	7445	1
1	7446	7446	1
1	7447	7447	1
1	7448	7448	1
1	7449	7449	1
1	7450	7450	1
1	7451	7451	1
1	7452	7452	1
1	7453	7453	1
1	7454	7454	1
1	7455	7455	1
1	7456	7456	1
1	7457	7457	1
1	7458	7458	1
1	7459	7459	1
1	7460	7460	1
1	7461	7461	1
1	7462	7462	1
1	7463	7463	1
1	7464	7464	1
1	7465	7465	1
1	7466	7466	1
1	7467	7467	1
1	7468	7468	1
1	7469	7469	1
1	7470	7470	1
1	7471	7471	1
1	7472	7472	1
1	7473	7473	1
1	7474	7474	1
1	7475	7475	1
1	7476	7476	1
1	7477	7477	1
1	7478	7478	1
1	7479	7479	1
1	7480	7480	1
1	7481	7481	1
1	7482	7482	1
1	7483	7483	1
1	7484	7484	1
1	7485	7485	1
1	7486	7486	1
1	7487	7487	1
1	7488	7488	1
1	7489	7489	1
1	7490	7490	1
1	7491	7491	1
1	7492	7492	1
1	7493	7493	1
1	7494	7494	1
1	7495	7495	1
1	7496	7496	1
1	7497	7497	1
1	7498	7498	1
1	7499	7499	1
1	7500	7500	1

TITLE: EAE DECODER AND STEPCOUNTER  
 PART NO.: M-330-0-1  
 REV.: F