THIS SCHEMATIC IS FURNISHED ONLY FOR TEST AND MAINTENANCE PURPOSES. THE CIRCUITS ARE PROPRIETARY IN NATURE AND SHOULD BE TREATED ACCORDINGLY.
COPYRIGHT 1970 BY DIGITAL EQUIPMENT CORPORATION

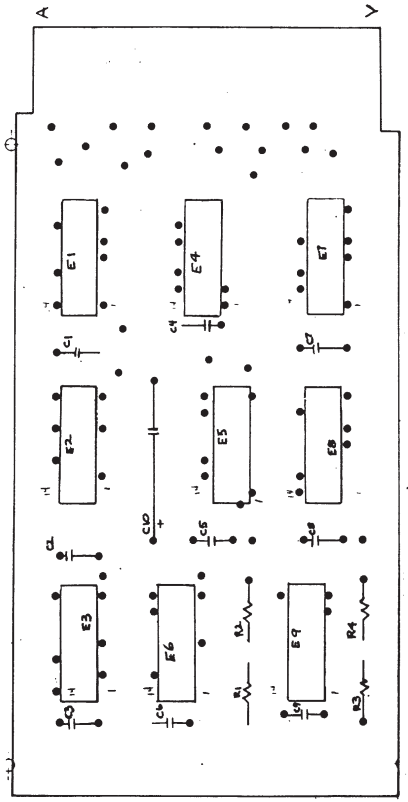

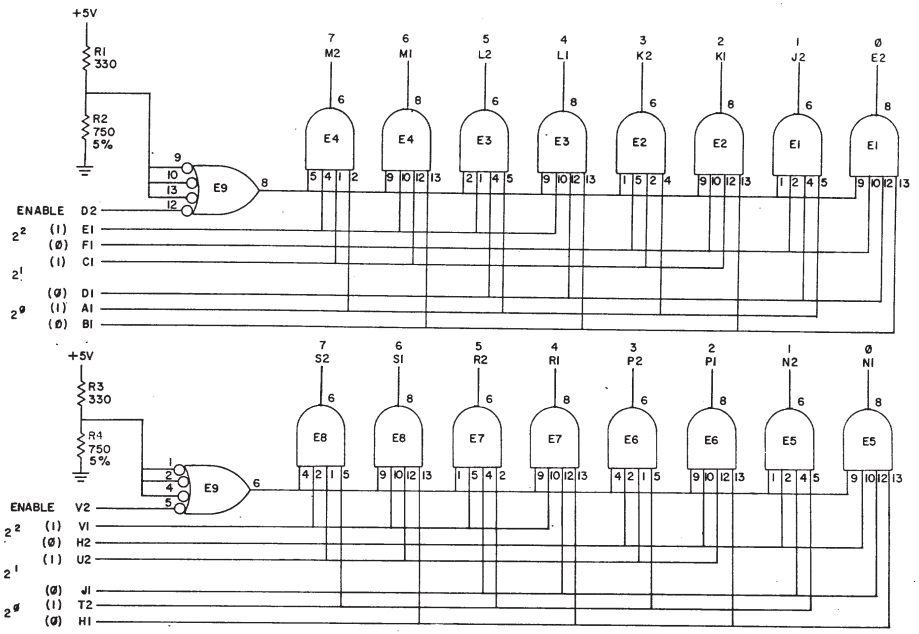

UNLESS OTHERWISE INDICATED:
CAPACITORS = .01UF, 100V, 20%
RESISTORS = 1/4W, 10%
E1–E8 = DEC1074H21
E9 = DEC1074H20
PIN 7 = GND
PIN 14 = +5V ON ALL IC'S

PINS F2 AND U1 CAN NOT BE USED.
THEY ARE USED FOR BACKPLANE
TWISTED PAIR GROUNDS.

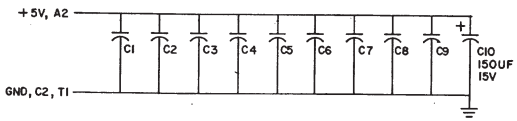

ITEM NO.	DEC PART NO.	DESCRIPTION	QTY.
12	9008337-06	HANDLE, FLIP CHIP - MAGENTA	1
11	9006732	EYELET #GS 4-7	2
10	1910467	I.C. DEC1074H21	8
9	1910468	I.C. DEC1074H20	1
8	1301401	RES. 750, ¼W, 5%	2
7	1300293	RES. 330, ¼W, 10%	2
6	1001610	CAP. .01UF, 100V, 20% DISC	9
5	1000084	CAP. 150UF, 15V, 20% S. TANT	1
4	5009323	ETCHED CIRCUIT BOARD	1
3	B-MH-M152-0-6	MODULE ECO HISTORY	
2	C-AH-M152-0-5	ASSY/DRILLING HOLE LAYOUT	
1	K-CO-M152-0-4	X-Y COORDINATE HOLE LOCATION	

PARTS LIST

REVISIONS			
CHK	CHG NO.	REV.	
	00001	B	

DRN. NANCY MOORE DATE 11/23/70
CHK'D DATE
ENG. DATE 11/23/71
PROD. DATE

TRANSISTOR & DIODE CONVERSION CHART

DEC	EIA	DEC	EIA

digital EQUIPMENT CORPORATION MAYNARD, MASSACHUSETTS

TITLE 2 DECODERS M152

SIZE	CODE	NUMBER	REV.
C	CS	M152-0-1	B

PRINTED CIRCUIT REV. B

SIZE C CODE CS NUMBER M152-0-1 REV. B

DEC FORM NO. DRC 102