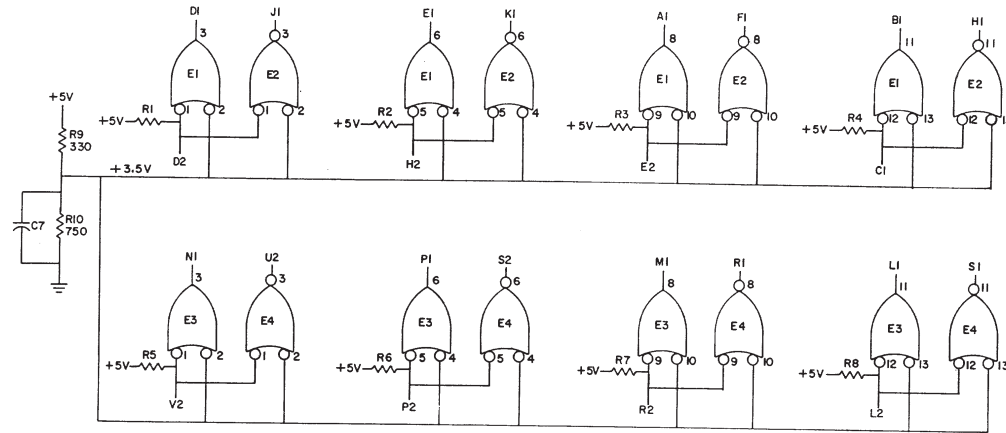
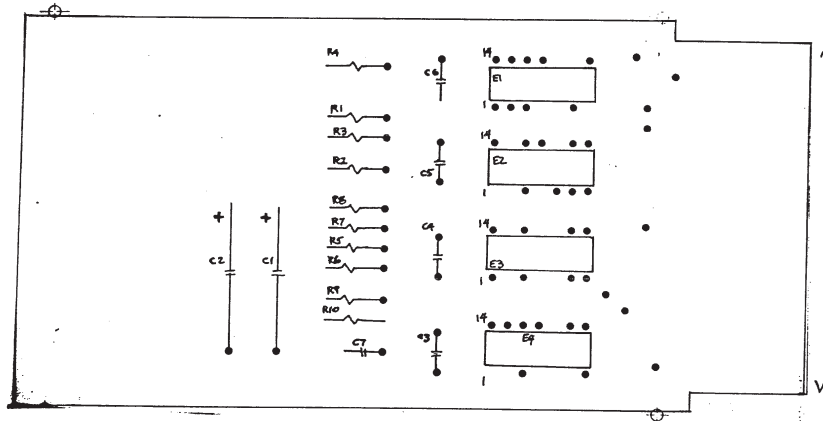
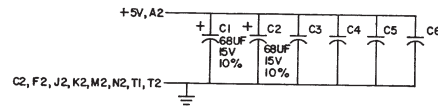


THIS SCHEMATIC IS FURNISHED ONLY FOR TEST AND MAINTENANCE PURPOSES. THE CIRCUITS ARE PROPRIETARY IN NATURE AND SHOULD BE TREATED ACCORDINGLY. COPYRIGHT 1970 BY DIGITAL EQUIPMENT CORPORATION.



UNLESS OTHERWISE INDICATED:  
 CAPACITORS = .01UF, 100V, 20%  
 RESISTORS = 1.5K, 1/4W, 5%  
 E1, E3 = DEC1074H00  
 E2, E4 = DEC3001  
 PIN 7 = GND  
 PIN 14 = +5V ON ALL IC'S



ITEM NO.	DEC PART NO.	DESCRIPTION	QTY.
13	9008337-06	HANDLE, FLIP CHIP - MAGENTA	1
12	9006732	EYELET #GS 4-7	2
11	1909514	I.C. DEC 3001	2
10	1910462	I.C. DEC1074H00	2
9	1301401	RES. 750, 1/4W, 5%	1
8	1300391	RES. 1.5K, 1/4W, 5%	8
7	1300295	RES. 330, 1/4W, 5%	1
6	1001610	CAP. .01UF, 100V, 20% DISC	5
5	10000R2	CAP. 68UF, 15V, 10% S. TANT	2
4	5009287	ETCHED CIRCUIT BOARD	1
3	B-ME-M165-0-6	MODULE ECC HISTORY	
2	C-AH-M165-0-5	ASSY/DRILLING HOLE LAYOUT	
1	K-CO-M165-0-4	X-Y COORDINATE HOLE LOCATION	

REV	CHG NO	DATE	BY
1	00001	11/16/70	W
2	00002	12/23/70	M

DRN. **NANCY MUMF** DATE **11/16/70**  
 CHK'D **Dr. Waller** DATE **12/16/70**  
 ENG. **W. M. Brown** DATE **12/23/70**  
 PROD. DATE

TRANSISTOR & DIODE CONVERSION CHART			
DEC		EIA	

**digital** EQUIPMENT CORPORATION  
 MAYNARD, MASSACHUSETTS

TITLE: **8 BUFFERS M165**

SIZE CODE: **C CS** NUMBER: **M165-0-1** REV: **E**

PRINTED CIRCUIT REV: **D**

M5886

M165-0-1