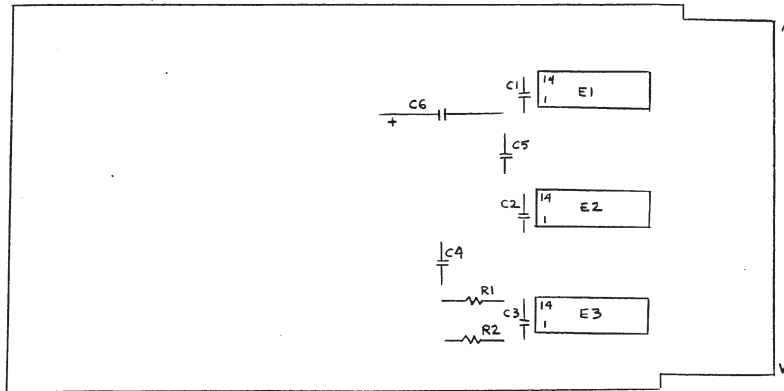
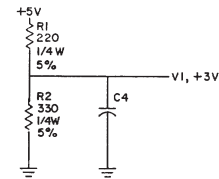
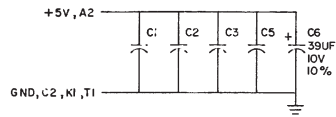
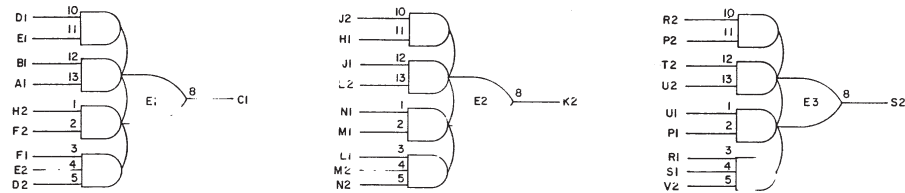


THIS SCHEMATIC IS FURNISHED ONLY FOR TEST AND MAINTENANCE PURPOSES. THE CIRCUITS ARE PROPRIETARY IN NATURE AND SHOULD BE TREATED ACCORDINGLY. COPYRIGHT 1970 BY DIGITAL EQUIPMENT CORPORATION



UNLESS OTHERWISE INDICATED:
 CAPACITORS = .01uF, 100V, 20%
 IC'S = DEC1074HS2
 PIN 7 = GND
 PIN 14 = +5V ON ALL IC'S

ITEM NO.	DEC PART NO.	DESCRIPTION	QTY.
11	9008337-06	HANDLE, FLIP CHIP - MAGENTA	1
10	9006732	EYELET #GS 4-7	2
9	19B10513	I.C. DEC1074HS2	3
8	1300295	RES. 330, 1/4W, 5% CC	1
7	1300271	RES. 220, 1/4W, 5% CC	1
6	10C1610	CAP. .01uF, 100V, 20% DISC	5
5	10C0076	CAP. 39uF, 10V, 10% TANT	1
4	50C8R73	ETCHED CIRCUIT BOARD	1
3	B-FH-M181-0-6	MODULE ECO HISTORY	
2	C-AH-M181-0-5	ASSY/DRILLING HOLE LAY. JT	
1	K-CO-M181-0-4	X-Y COORDINATE HOLE LOCATION	

FARTS LIST

REV	DATE	BY	CHKD
1	12/8/70	NANCY MOORE	

DATE	BY	CHKD
12/8/70	NANCY MOORE	

TRANSISTOR & DIODE CONVERSION CHART

DEC	EIA	DEC	EIA

digital
 EQUIPMENT CORPORATION
 MAYNARD, MASSACHUSETTS

TITLE	NUMBER	REV.
THREE	M181-0-1	A

REVISIONS
 M181-0-1
 REV A

12/11/70