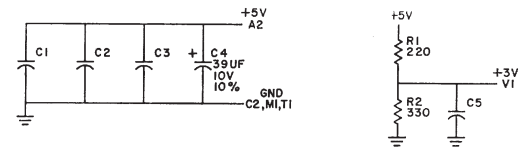
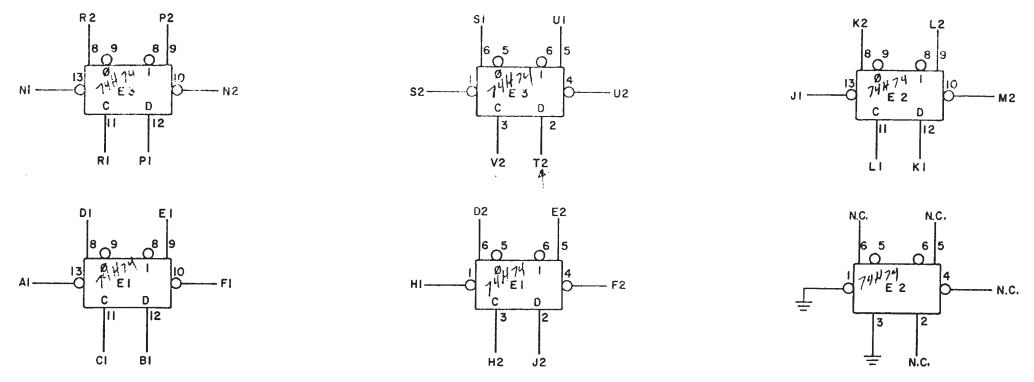
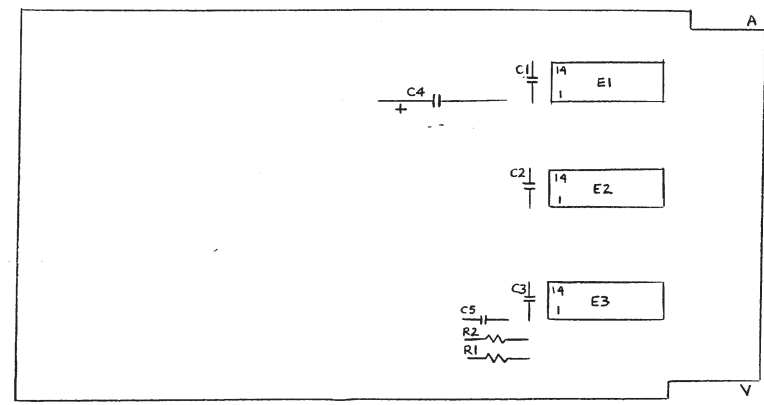


THIS SCHEMATIC IS FURNISHED ONLY FOR TEST AND MAINTENANCE PURPOSES. THE CIRCUITS ARE PROPRIETARY IN NATURE AND SHOULD BE TREATED ACCORDINGLY. COPYRIGHT 1970 BY DIGITAL EQUIPMENT CORPORATION



UNLESS OTHERWISE INDICATED:  
RESISTORS ARE 1/4 W, 5%  
CAPACITORS ARE .01UF, 100V, 20%  
ICs ARE DEC1074H74  
PIN 7 = GND  
PIN 14 = +5V



ITEM NO.	DEC PART NO.	DESCRIPTION	QTY.
11	9008337-06	HANDLE, FLIP CHIP - MAGENTA	1
10	9006732	EYELET #GS 4-7	2
9	190553	I.C. DEC1074H74	3
8	1300295	RES. 330, 1/4W, 5% CC	1
7	1300271	RES. 220, 1/4W, 5% CC	1
6	1001610	CAP. .01UF, 100V, 20% DISC	4
5	1000076	CAP. 39UF, 10V, 10% S. TANT	1
4	5009357	ETCHED CIRCUIT BOARD	1
3	B-MH-M246-0-6	MODULE ECO HISTORY	
2	C-AH-M246-0-5	ASSY/DRILLING HOLE LAYOUT	
1	K-CO-M246-0-4	X-Y COORDINATE HOLE LOCATION	

PARTS LIST

REVISIONS CHK'D CHG NO. REV. A 1/1/00001	DRN 5 (over) DATE 12/18/70 CHK'D 1/1 DATE 1/1 ENG. DATE 1/1/71 PROD. DATE	TRANSISTOR & DIODE CONVERSION CHART DEC EIA DEC EIA	TITLE <b>digital</b> 5 D FLIP FLOPS M246 EQUIPMENT CORPORATION MAYNARD, MASSACHUSETTS SIZE CODE NUMBER REV. C CS M246-0-1 A
	PRINTED CIRCUIT REV. A		
	DEC FORM NO. DRG 102		
	PARTS LIST		

REV. A  
M246-0-1  
CS