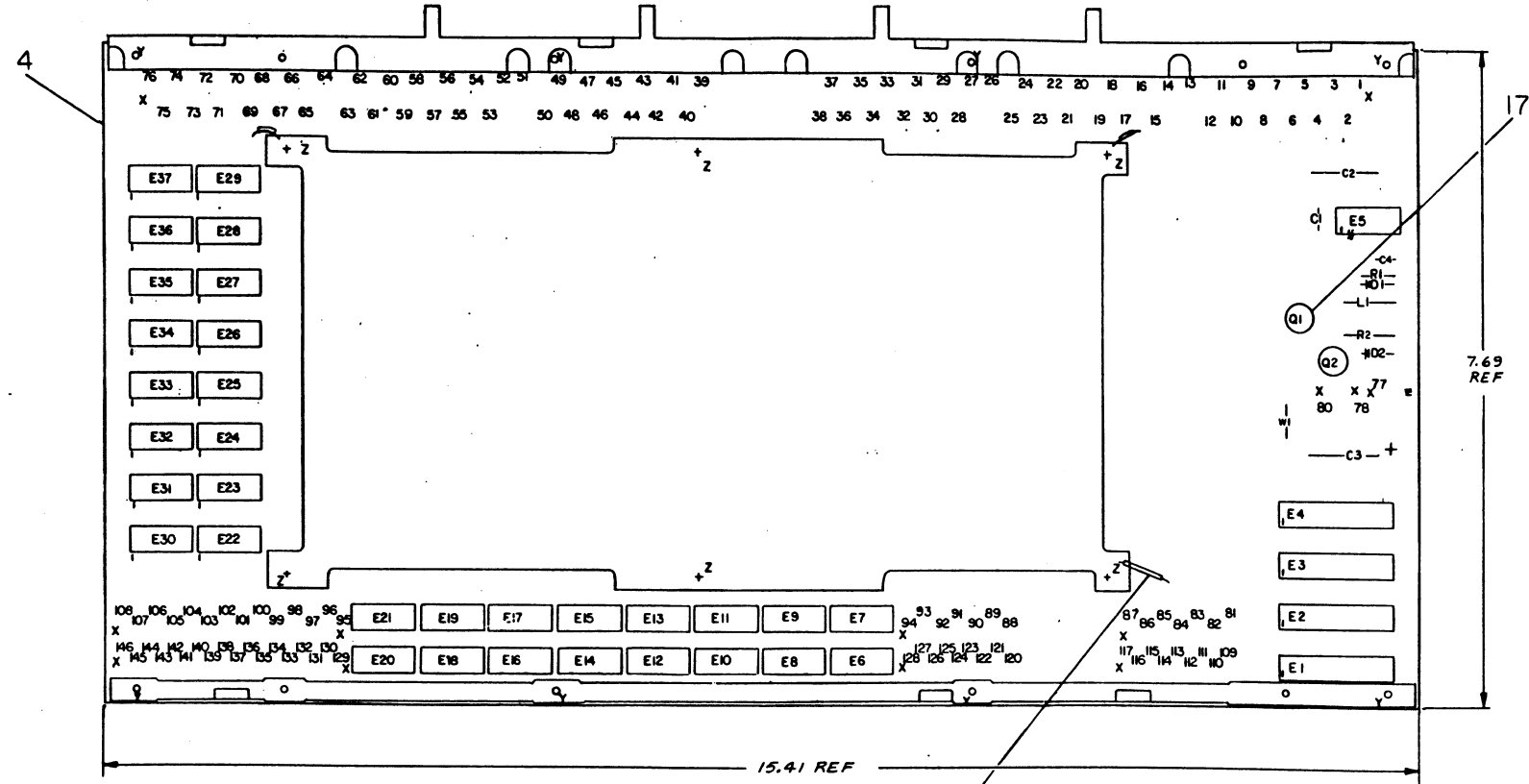


"THIS DRAWING AND SPECIFICATIONS HEREIN ARE THE PROPERTY OF DIGITAL EQUIPMENT CORPORATION AND SHALL NOT BE REPRODUCED OR COPIED OR USED IN WHOLE OR IN PART AS THE BASIS FOR THE MANUFACTURE OR SALE OF ITEMS WITHOUT WRITTEN PERMISSION.  
COPYRIGHT © 1975 DIGITAL EQUIPMENT CORPORATION"

**NOTES:**

1. OMIT PINS 79, 118, 119.
2. ITEM 5 MUST BE 10-01610-00 NO SUBSTITUTIONS ALLOWED.
3. HEIGHT TOLERANCE MUST BE WATCHED ON ITEM 7 (1000PF) NOT TO EXCEED .312.

REF	DESCRIPTION	PART NO.	QTY
REF	X-Y COORDINATE HOLE LOCATION	K-CO-5411531-YA-4	1
REF	ASSY/DRILLING HOLE LAYOUT	D-AN-5411531-YA-5	2
REF	MODULE ECO HISTORY	B-MM-5411531-YA-6	3
1	ETCHED CIRCUIT BOARD	5010986-00	4
1	C1	CAP .01UF 100V	1001610-00
2	C2, C3	CAP 6.8UF 35V 10% S.TANT	1005306-00
1	C4	CAP 1000PF 100V D MICA	1000042-00
2	D1, D2	DIODE D672	1105275-00
1	R1	RES 100 1/4W 5%	1300229-00
1	R2	RES 39 1/2W 5%	1302336-00
4	E1-E4	RES PACK	1311742-00
2	Q1-Q2	TRANS 2N3734	1510062-00
1	L1	INDUCTOR, DD100	1610662-00
1	E5	I.C. 74128	1912068-00
32	E6-E37	I.C. 2501	1910010-00
143	J1-J78, J80-J117, J120-J146	CONTACT MALE (SEE NOTE 1)	1211727-00
2		TRANSIPAD	9007201-00
1	WI	JUMPER, INSULATED	9009185-00
NR		WIRE, JUMPER	9105740-55



IC TYPE	QND	+5V
2501	-	-
GND AND 5V ARE USUALLY PIN 7 AND 14 RESPECTIVELY EXCEPTIONS ARE STATED ABOVE		
IC PIN LOCATIONS		

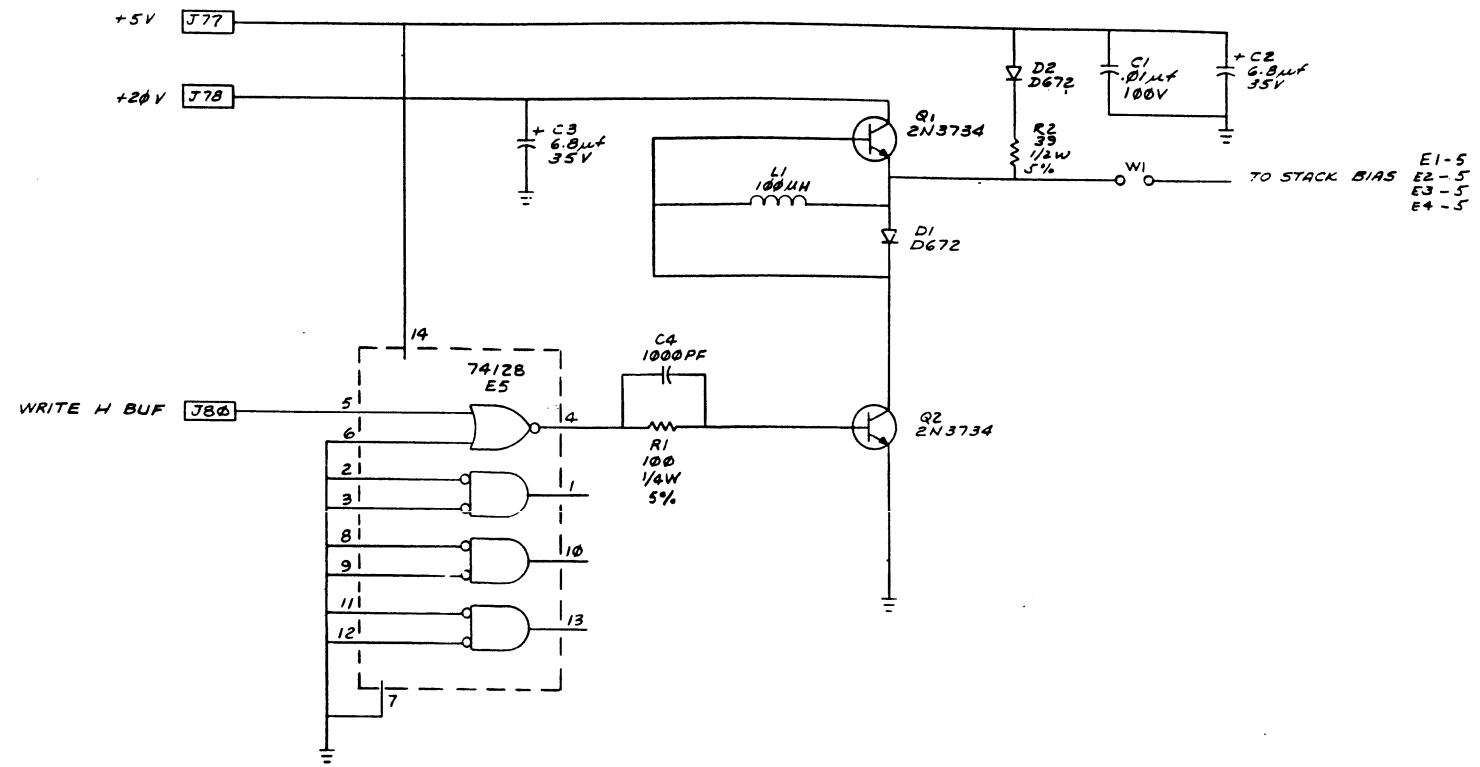
QTY	REF. DESIGNATION	DESCRIPTION	PART NO.	ITEM NO.
	MM8-AB	ETCH BOARD REV. B		

DRN. DATE 3/18/75	DATE 3/18/75	<b>digital</b>					
CHKD. DATE 3/18/75	DATE 3/18/75						
APP. DATE 3/22/75	DATE 3/22/75						
PROL. ENG. DATE 4/11/75	DATE 4/11/75						
NEXT HIGHER ASSY		TITLE					
		CORE MEMORY STACK 16K					
DEC. NO.	EIA. NO.	DEC. NO.	EIA. NO.	SCALE	SIZE CODE	NUMBER	REV.
				1 OF 4	D CS	5411531-YA-1	A

SEMICONDUCTOR CONVERSION CHART

D|CS 5411531-YA-1 A

THIS DRAWING AND SPECIFICATIONS, HEREIN, ARE THE PROPERTY OF DIGITAL EQUIPMENT CORPORATION AND SHALL NOT BE REPRODUCED OR COPIED OR USED IN WHOLE OR IN PART AS THE BASIS FOR THE MANUFACTURE OR SALE OF ITEMS WITHOUT WRITTEN PERMISSION. COPYRIGHT © 1975 DIGITAL EQUIPMENT CORPORATION

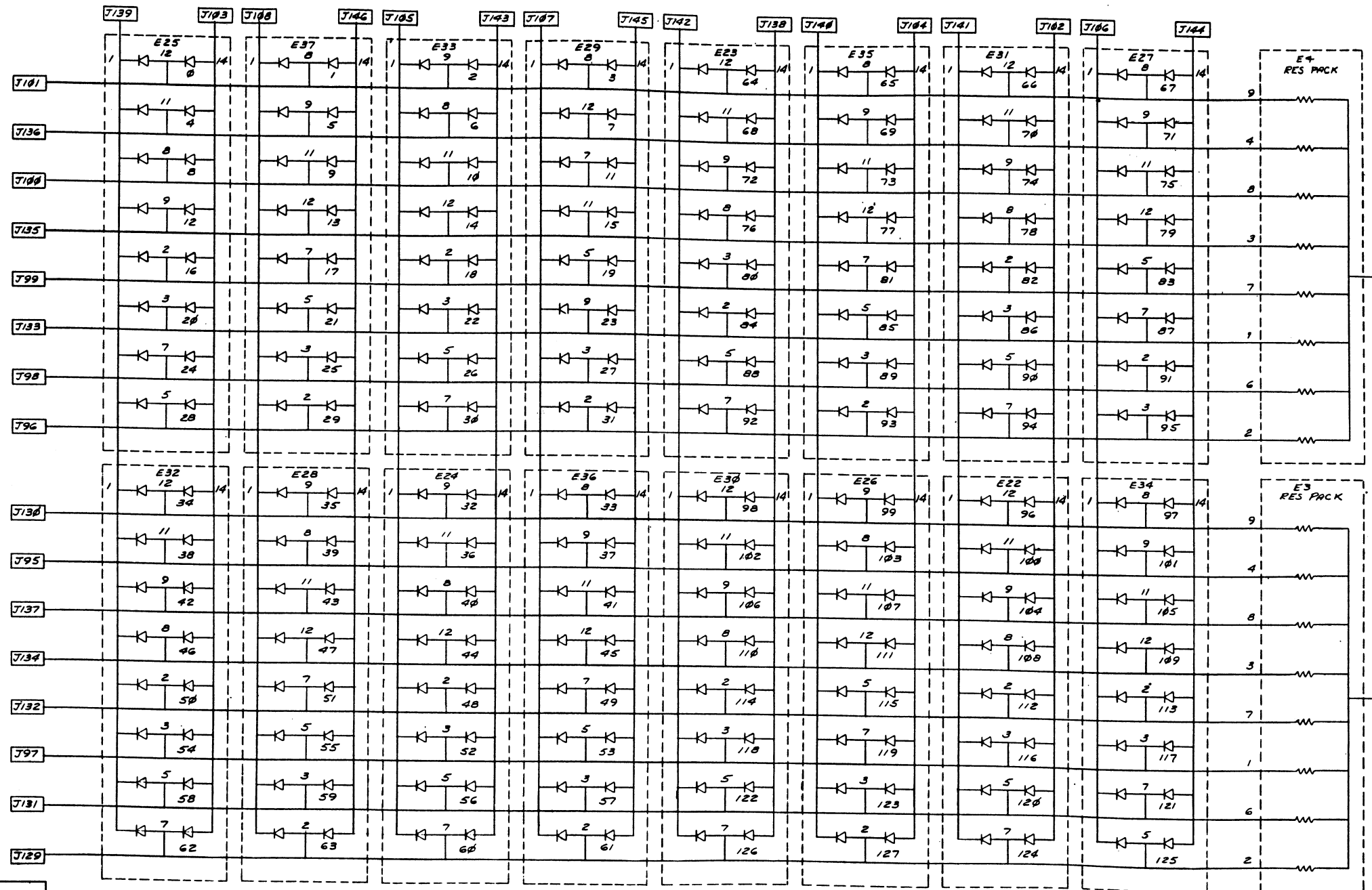


E1-5  
E2-5  
E3-5  
E4-5

REVISIONS		
CHK	CHANGE NO.	REV.

THIS DRAWING AND SPECIFICATIONS HEREIN ARE THE PROPERTY OF DIGITAL EQUIPMENT CORPORATION AND SHALL NOT BE REPRODUCED OR COPIED OR USED IN WHOLE OR IN PART AS THE BASIS FOR THE MANUFACTURE OR SALE OF ITEMS WITHOUT WRITTEN PERMISSION. COPYRIGHT © 1975 DIGITAL EQUIPMENT CORPORATION

D  
C  
B  
A



REVISIONS		
CHK	CHANGE NO.	REV.

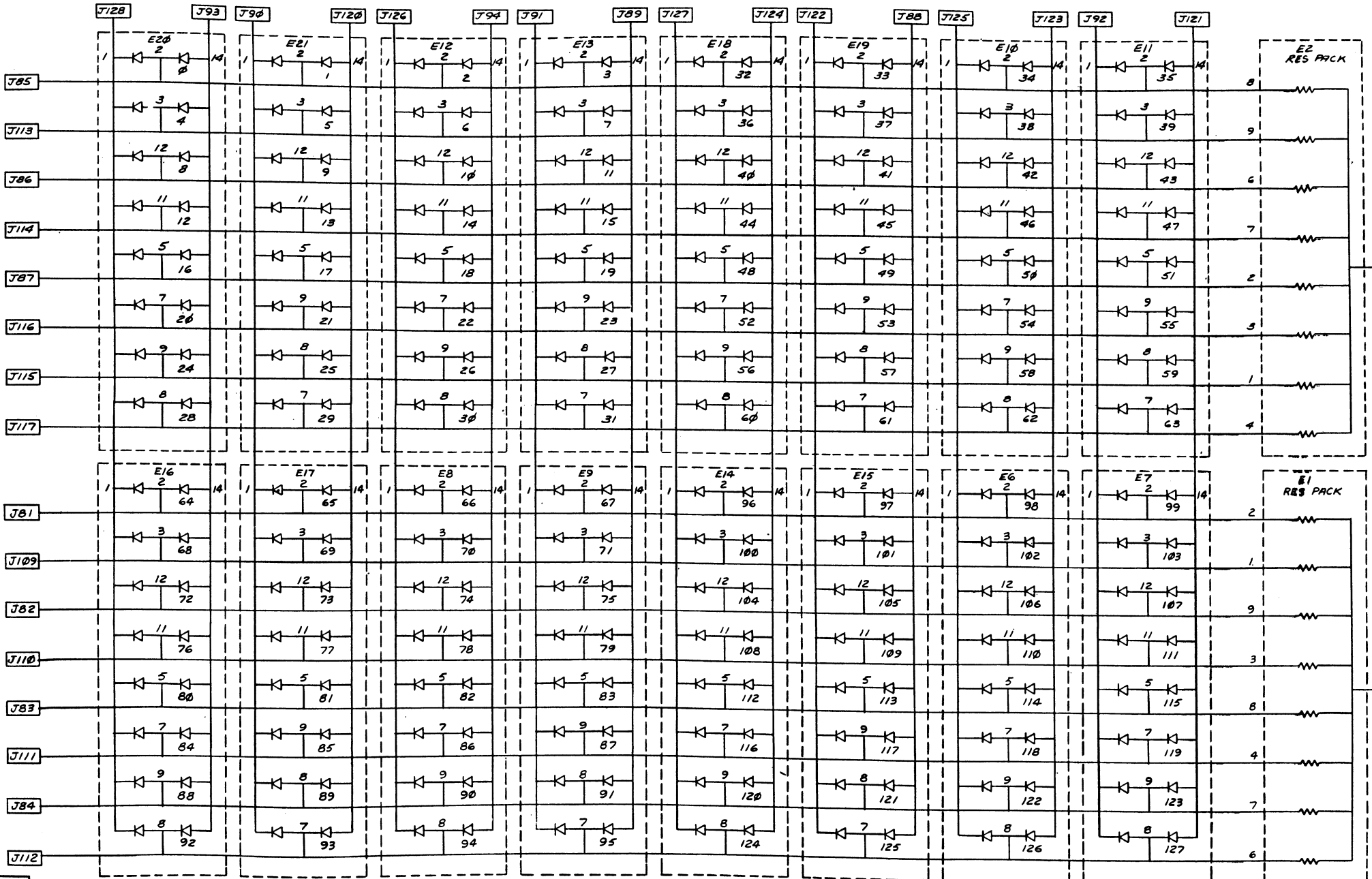
(1" X" DRIVE DIMENSION DIODE MATRIX)

TITLE	CORE MEMORY STACK	SIZE	16K	DCS	541153-YA-1	NUMBER	A	REV.	A
SCALE	1/2"	SHEET	3	OF	4	DIST.			

THIS DRAWING AND SPECIFICATIONS HEREIN ARE THE PROPERTY OF DIGITAL EQUIPMENT CORPORATION AND SHALL NOT BE REPRODUCED OR COPIED OR USED IN WHOLE OR IN PART AS THE BASIS FOR THE MANUFACTURE OR SALE OF ANY EQUIPMENT WITHOUT WRITTEN PERMISSION. COPYRIGHT © 1975 DIGITAL EQUIPMENT CORPORATION

D  
C  
B  
A

D  
C  
B  
A



(V) DRIVE DIMENSION DIODE MATRIX

REVISIONS		
CHK	CHANGE NO.	REV.

TITLE	CORE MEMORY STACK 16K	SIZE CODE	DCS 5411531-YA-1	NUMBER	1	REV.	A
SCALE		SHEET		OF		DIST.	

REV. A DCS 5411531-YA-1