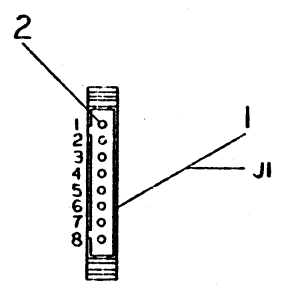
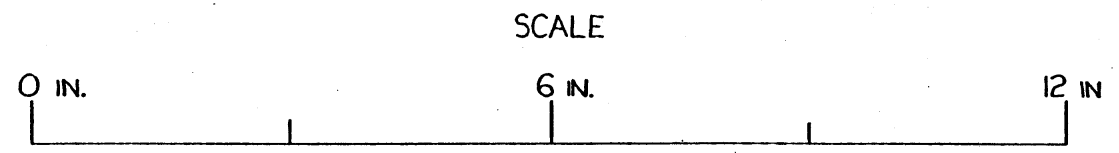
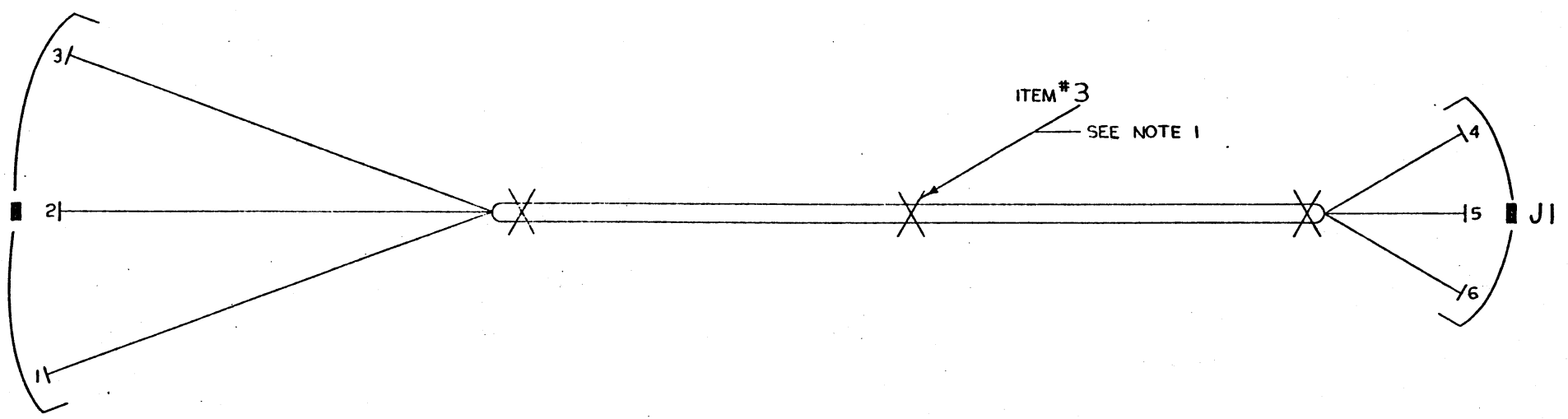


The drawing and specifications herein are the property of Digital Equipment Corporation and shall not be reproduced or copied or used in whole or in part as the basis for the manufacture or sale of items without written permission.

| WIRE TABLE | | | | | | | | | |
|------------|-------------|-------|-------|------------|------|-------|------------|------|--|
| ITEM NO | DESCRIPTION | | | FROM | | | TO | | |
| | AWG | COLOR | POINT | CONNECTION | WITH | POINT | CONNECTION | WITH | |
| 5 | 18 | WHT | 1 | --- | 2 | 4 | J1-1 | 2 | |
| 4 | 18 | RED | 2 | --- | 2 | 5 | J1-4 | 2 | |
| 5 | 18 | WHT | 3 | --- | 2 | 6 | J1-8 | 2 | |

- NOTES:
1. X REPRESENTS TIE WRAPS - TIE WHEREVER NECESSARY - USE ITEM #3.
 2. LABEL ALL BREAKOUT LINES WITH POINT DESIGNATION SHOWN - USE BRADY MARKERS.
 3. COMPONENT TO BE LABELED WITH COMPONENT IDENTIFIERS USING BRADY MARKERS.



| SYM | QTY. | DESCRIPTION | PART NO. | ITEM NO. |
|-----|------|-------------------------------|------------|----------|
| A/R | | WIRE #18 AWG STRD TEF WHT | 9107360-99 | 5 |
| A/R | | WIRE #18 AWG STRD TEF RED | 9107360-22 | 4 |
| A/R | | TIE WRAP #SST-1B PANDUIT | 9007031 | 3 |
| ■ | 6 | PIN #60620-1 AMP | 1209378-01 | 2 |
| | 1 | CONN. #1-480460-0 MATE-N-LOCK | 1209340-01 | 1 |

| | |
|------------|--|
| REV. | |
| CHANGE NO. | |
| CHK | |

FIRST USED ON OPTION/MODEL
PDP 8/E

DO NOT SCALE DRAWING
UNLESS OTHERWISE SPECIFIED
DIMENSION IN INCHES
TOLERANCES
DECIMALS FRACTIONS ANGLES
± .008 ± 1/64 ± 90°
FINAL SURFACE QUALITY
REMOVE BURRS AND BREAK SHARP CORNERS
MATERIAL
FINISH

DRW. *K.E. Helle* DATE 10/15/70
CHKD. *J.F. Conroy* DATE 10-18-70
ENG. *[Signature]* DATE 10/15/70
PROJ. ENG. *[Signature]* DATE 10/15/70
PROD. *[Signature]* DATE 10/15/70
NEXT HIGHER ASSY
A-PL-DK8-EA-φ
SCALE 1/1
SHEET 1 OF 1

DECIMAL EQUIPMENT CORPORATION
MAYFORD, MASSACHUSETTS
TITLE
POWER CABLE
28 VAC
SIZE CODE NUMBER
DIA 7007128-0-0
REV.